



مجموعة الخليلي
Al Khalili Group


Timber & Boards

Manhole Cover | Door Cores | Wooden & WPC Doors
Ceiling & Partition | Floorings | Laminates | Exotic Wood

Al Khalili
BUILDex

MANHOLE COVER


Manhole cover or Maintenance hole cover is a removable plate forming the lid over the opening of a manhole, an opening large enough for a person to pass through that is used as an access point for an underground vault or pipe. It is designed to prevent anyone or anything from falling in, and to keep out unauthorized persons and material. Manhole covers are often made of cast iron, concrete or a combination of the two in square, circular or rectangular shapes.



**Carriage Way /
Telecom Cover Frame**



**Double Triangular
Cover Frame**



**Square Cover
Frame**



**Rectangular Cover
Frame**



**Circular Cover
Frame**



**Circular Cover
Square Frame**



**Recessed Cover
Frame**



Trench Grating



**Tree Grating &
Surface Box**



**Kerb Gully & Catch
Basin Cover Frame**



**Gully Grate &
Frames**



**Step Iron & Lifting
Key**

✓ **Ductile Iron**

✓ **Cast Iron**

✓ **FRP/GRP Manhole Cover**



SIF



IRONFORCE
Cast & Ductile Manhole Covers



DOOR CORES

Doors are an essential component of any building – offering security, privacy, and environmental control. One of the most critical elements of a door is the type of core that it has. A door's core is its internal structure, which provides support, insulation, and durability

✓ Non Fire Rated Door Core

Hollow core doors are not completely hollow, but rather house a cardboard honeycomb inside. Hollow cores are lightweight and easy to transport and install. They can be less susceptible to expansion and contraction than a solid wood door, but that is where the advantage ends. Hollow doors typically get damaged more easily and are harder to repair when they do. They provide little in the way of insulation and cannot be rated for fire or acoustics.

- Solid Core
- Hollow Core



✓ WPC Door Core

WPC door core are wood plastic composite material made from a combination of wood powder and plastic. They have a similar appearance and texture to solid wood but offer superior waterproof, rot, termite and durable properties. WPC is split resistant and splinter free while natural wood is not. WPC is more durable and weather resistant than natural wood. WPC is not affected by water, snow or heat. WPC is a hybrid material which has the quality of wood and ease of working like plastic.

- Solid Door Core
- Hollow Door Core



✓ Fire Rated Door Core

Fire rated particle board is an engineered wood product, 100% recycled and manufactured from of selected recycled softwood, hard wood, vermiculite, resin, sawmill residues, carpenter's residues, which is pressed. Fire-rated cores, also referred to as mineral cores are made from non-combustible materials such as minerals and fiberglass to slow the spread of fire and smoke from one part of a building to another. Fire-rated doors are required for key areas in schools, hotels, and most other public spaces. They can be specified for 30, 60, or 90 minutes.



WOODEN & WPC DOORS



Product Parameters	
Product Type	Exterior & Interior Doors
Door Material	1.Solid Wood (Composite Solid Wood / HDF) 2.Composite Wood (MDF/Plywood) 3.WPC (Composite Plastic Wood) 4.Fireproof Materials
Surface Treatment	PVC Skin / Melamine Skin / Solid Wood Veneer / PU painting
Door Leaf Thickness	50/45/40mm or Customize
Door Frame Thickness	40 mm or Customized
Size	Standard Size: 150*2100*1600/900mm or customized
Color	White, Black, Walnut, Cherry, Oak or Customized
Opening Direction	Swing or sliding, inward or outward, left or right
Hardware	Lock, handle, hinges, and others as request (Extra cost)
Feature	Moistureproof, mothproof, break resistance, firmness, waterproof, soundproof, hight quality, enviromental friendly, durable
Application	Suitable for Room, Offixe, Hotel etc.

✓ Veneer Option

Natural Veneer



Mahogany Teak Cherry Makore Red Oak White Oak Walnut Alder

✓ Painted Option

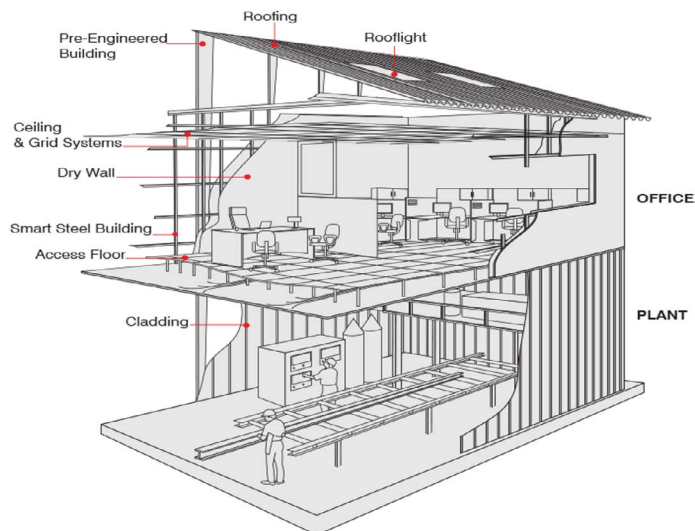


✓ Laminated Option



CEILING & PARTITION

Drywall partition systems, also known as wallboards, are a simple and cost-effective way to divide new spaces in the office. The most common office drywall partitioning tends to use gypsum board or Cement board to create secure wall structures within internal settings. With our skilled designers and craftsmen we are capable of executing all types of false ceilings, and drywall partitions as per the project requirements.




Areas of Application:

- ✓ Internal Wall
- ✓ Ceilings
- ✓ External Facade

Our product range includes Acoustic Celings, Aluminium Celing, Access Panels, Gypsum boards, Cement Boards. Drywall plastering is one of the most common methods for finishing ceilings and partitions. It involves covering the surface of the ceiling or partition with drywall sheets, also known as gypsum board, and then applying a layer of joint compound to create a smooth, seamless finish.

Access Panel

An access panel can be either plastic, metal or plasterboard and is a door used to access, cover or protect mechanical or electrical systems. Often used in a wall or ceiling in a commercial building



KNAUF

everest®

AWI
AL WASEEF INDUSTRIES

FLOORING SOLUTION



Flooring is the general term for a permanent covering of a floor, or for the work of installing such a floor covering. Floor covering is a term to generically describe any finish material applied over a floor structure to provide a walking surface.

Materials almost always classified as flooring include carpet, laminate, tile, and vinyl.

Office Flooring | Residential Flooring | School Flooring | Sports Flooring | Hospital Flooring
Hotel Flooring | Transport Flooring



✔ Carpet



✔ Wood
flooring



✔ Laminate
Flooring



✔ Vinyl
Flooring



RUSHIL
DECOR LIMITED
WE'LL MAKE IT



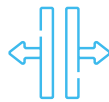
Play the moments

exclusive collection

VIR laminate sheets can be used in every room of the home, for everything from kitchen and bathroom countertops to cabinets, furniture and wall panels. Available in 1200+ designs and 100+ textures, crafted from distinctively selected decorative papers and absorbent kraft paper that can take on the wear and tear of time.



**Durable and
Wear-Resistant**



**Suitable for Horizontal
and Vertical Applications**



**Impact
Resistant**

Please refer the catalogue below



HARD WOOD

EXOTIC WOOD

BEECH WOOD



MAPLE WOOD



ASH WOOD



WALNUT WOOD



OAK WOOD




TEAK WOOD



CHERRY WOOD



SAPELLI WOOD



IROKO WOOD



DABEMA WOOD



RED MIRANTI WOOD



MAHOGANY WOOD



PRODUCT RANGES

WHITE WOOD | SCAFFOLDING BOARD & S4S WOOD | RED WOOD
RED MIRANTI WOOD | COMMERCIAL PLYWOOD
FILM FACED PLYWOOD | M.D.F. BOARD | BITUMIN BOARD
ACRYLIC & TEX SHEET | PROFILE SHEET | SCAFFOLDING ACCESSORIES
GYPSUM CEILING TILES & ACCESSORIES | PREMIUM PLYWOOD

For more details : **Call : 9947 8850 | 9558 9273 | Email : timbersales@alkhalili.com**